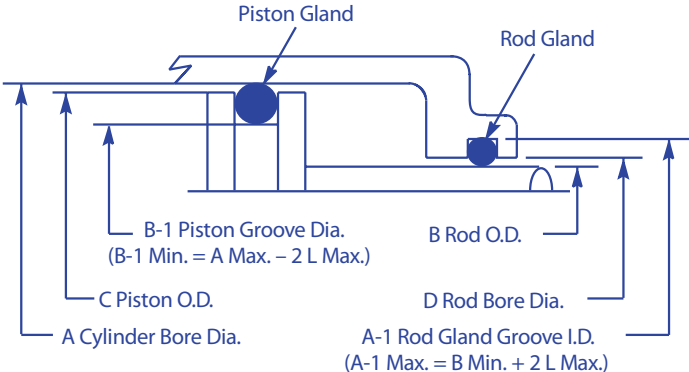
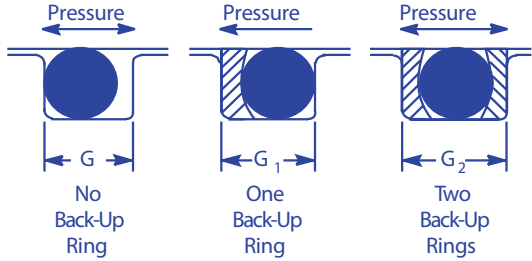
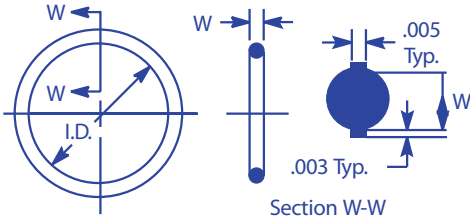
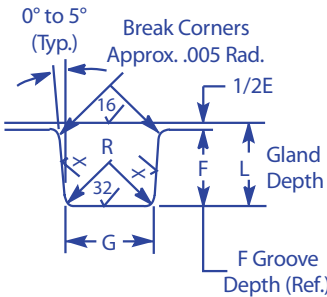


Dynamic O-Ring Glands



Gland Detail



Surface Finish X:
 32 Without Back-Up Ring
 63 With Back-Up Ring

Finishes are RMS values

O-Ring 2-Size ASS68A-	W Cross Section		L Gland Depth	Squeeze		E(a) Diametral Clearance	G-Groove Width			R Groove Radius	Max. Eccentricity (b)
	Nominal	Actual		Actual	%		No Back-Up Ring(G)	One Back-Up Ring(G ₁)	Two Back-Up Rings(G ₂)		
006 through 012	1/16	.070 ± .003	.055 to .057	.010 to .018	15 to 25	.002 to .005	.093 to .098	.138 to .143	.205 to .210	.005 to .015	.002
104 through 116	3/32	.103 ± .003 116	.088 to .090	.010 to .018	10 to 17	.002 to .005	.140 to .145	.171 to .176	.238 to .243	.005 to .015	.002
201 through 222	1/8	.139 ± .004	.121 to .123	.012 to .022	9 to 16	.003 to .006	.187 to .192	.208 to .213	.275 to .280	.010 to .025	.003
309 through 349	3/16	.210 ± .005	.185 to .188	.017 to .030	8 to 14	.003 to .006	.281 to .286	.311 to .316	.410 to .415	.020 to .035	.004
425 through 460	1/4	.275 ± .006	.237 to .240	.029 to .044	11 to 16	.004 to .007	.375 to .380	.408 to .413	.538 to .543	.020 to .035	.005